

## SHARE CLASS I USD LU2010457112

### FUND FACTS

<b>NAV (\$m)</b>	3,220,555.07
<b>NAV / per Share (\$)</b>	253.22
<b>Inception Date</b>	July 02, 2020
<b>Domiciliation</b>	Luxembourg
<b>Dealing Frequency</b>	Weekly
<b>Management Company</b>	Fuchs Asset Management
<b>Investment Manager</b>	Daman Investments
<b>Share Classes</b>	Class I/ Class S/ Class P
I: LU2010457112 S: LU2010457203 P: LU2010457039	
<b>Class Type</b>	Capitalization
<b>Base Currency</b>	USD
<b>Investor Type</b>	Institutional Investor
<b>CHARGES &amp; FEES</b>	
<b>Entry &amp; Exit Charges</b>	0%
<b>Investment Management Fees</b>	1%
<b>Performance Fees</b>	15%

### SEPTEMBER 2020 / FACTSHEET

#### OBJECTIVE

The Daman sub-fund's investment objective is to achieve medium to long term capital appreciation with a high correlation to the MENA Region's broader markets including Turkey & Pakistan by investing primarily in securities of issuers listed in the MENA Region or investing in securities of issuers listed outside of the MENA Region but deriving most of their revenues from the MENA Region.

#### STRATEGY

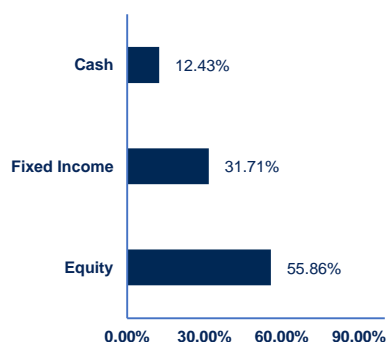
The Daman sub-fund will invest in listed equities, listed equity related securities, including but not limited to American Depository Receipts (ADRs), Global Depository Receipts (GDRs), equity swaps and notes and initial public stock offering (IPOs) and debt instruments of issuers located in or deriving a significant portion of their revenues from the MENA Region, including debt instruments rated both as investment grade and below investment grade. The Daman sub-fund may also use financial derivative investment although these will be limited to forwards and financial futures contracts used for hedging and efficient portfolio management purposes.

FUND PERFORMANCE (%)	Class P USD Inc (Net of Fees)	Class I USD Inc (Net of Fees)	Class I USD Inc (Net of Fees)
MTD (September 2020)	-0.83	-0.96	-
3 Months	-	-	-
6 Months	-	-	-
YTD	0.68	1.29	-

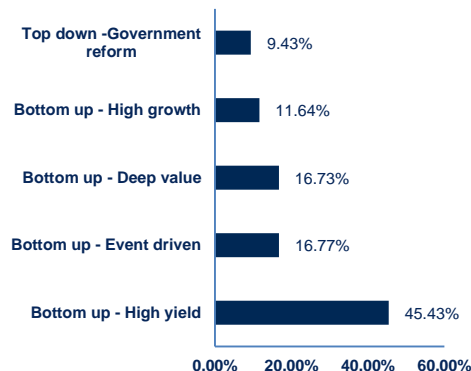
#### SYNTHETIC RISK & REWARD PROFILE



#### ASSET ALLOCATION (MARKET VALUE %)



#### STYLE ALLOCATION (MARKET VALUE %)



Note: Past performance is not necessarily indicative of future results.

## DISCLAIMER

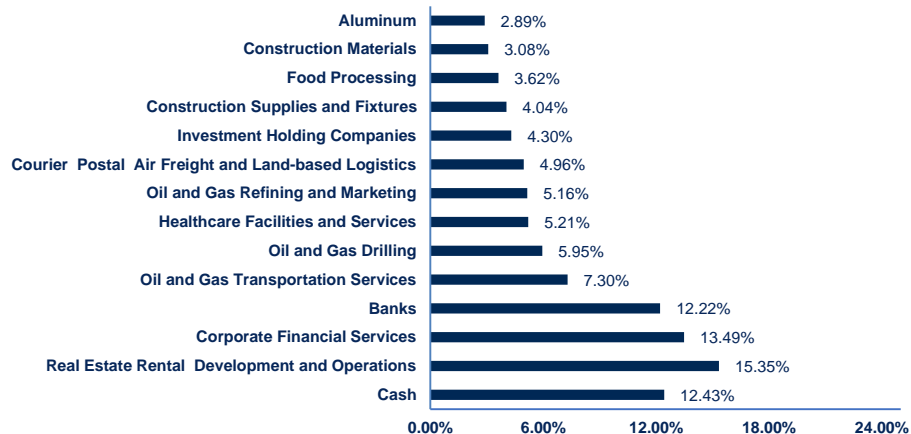
This document has been prepared by Daman Investments PSC at your request and is for private use only. It documents the investment strategies and opportunities identified by Daman Investments PSC and it does not constitute investment advice nor is it

intended to be an offer to buy or sell or a solicitation of an offer to buy or sell any investment product(s)/asset class(es) mentioned in this document, nor an incentive to invest. The investment product(s)/asset class(es) described in this document may not be eligible for sale or subscription in all jurisdictions or to certain categories of investors. This document is intended for publication and distribution to the recipient only and may not be passed on or disclose to any other persons. This document is not intended for distribution to a person or within a jurisdiction where such distribution would be restricted or illegal. It is the responsibility of any person in possession of this document to investigate and observe all applicable laws and regulation of the relevant jurisdiction. This document may not be conveyed to or used by a third party without our express consent. Daman Investments PSC is not responsible for any error which may be occasioned at the time of printing of this document. The investment product(s)/asset class(es) described in this document is/are destined to investor(s) who possess sufficient knowledge, based on their own experience, to evaluate the advantages and the risks inherent to such investment product(s)/asset class(es). Prior to making an investment decision, you should conduct such investigation and analysis regarding the investment product(s)/asset class(es) described herein as you deem appropriate and to the extent you deem necessary, obtain independent advice from competent legal, financial, tax, accounting and other professionals, to enable you to understand and recognize fully the legal, financial, tax and other risks arising in respect of such investment product(s)/asset class(es) and the purchase, holding and/or sale thereof. Daman Investments PSC hereby expressly disclaims any obligation, or liability whatsoever, and it shall not be responsible under any circumstances or in any way, irrespective, contractual or non-contractual for any fiduciary responsibility or liability for any consequences, financial or otherwise, or any damages and loss including but not limited to compensations, charges, expenses and/or implications, direct and/or indirect, incidental, collateral, special or exceptional related to or arising from any reliance placed on the information in this document, failures, errors, interruption, defect, delay and / or the fluctuations of prices, if any, and in any or all transactions, securities, assets, sales assumptions, and proceeds from sales or transactions and actual collections are subject to change of sales prices timing of collections whatsoever, unless a written conclusive official evidence may prove a gross negligence, fraud or willful misconduct on the part of Daman Investments PSC.

FUND CHARACTERISTICS	CONCERTO IS DAMAN MENA UCITS SUB FUND
Sharpe Ratio	-
Standard Deviation (Annualized)	5.05%
Annualized Returns	-

KEY INFORMATION	CONCERTO IS DAMAN MENA UCITS SUB FUND
Number of Holdings	21
P/ Ex	12.30
P/ Bx	1.15
Dividend Yield (%)	2.58
Return on Equity (%)	9.68

## SECTOR ALLOCATION (% OF NAV)



## TOP HOLDINGS (% OF NAV)

Brooge Petroleum 8.5% 2025	7.30%
Dar Al-Arkan Sukuk 6.875% 2023	7.05%
Ades International 8.625% 2024	5.95%
Heliopolis Housing	5.55%
Cleopatra Hospital	5.21%

## COUNTRY ALLOCATION (% OF NAV)

