

# Daman Balanced High Income Fund

## Factsheet November 2023

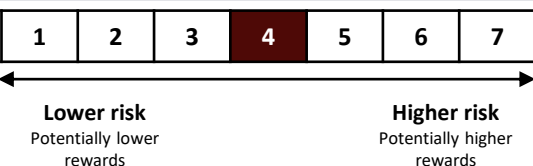
### FUND FACTS

Strategy	Balanced
Inception Date	17 May 2021
Dealing Frequency	Daily
Base Currency	USD
Fund Size (USD)	6.4 million
Domiciliation	Cayman Islands
Custodian	Linear Investments Ltd.
Administrator	Apex Fund Services

### FUND MANAGEMENT

Sub-Investment Manager	Daman Investments PSC
------------------------	-----------------------

### RISK & REWARD PROFILE



### KEY INFORMATION

Number of Holdings	25
P/E*	11.7
P/B*	1.5
ROE (%)*	16.0
Dividend Yield (%)*	5.6

\*metrics only apply to the equity exposure of the fund.

### FUND CHARACTERISTICS

Sharpe Ratio	0.7
Standard Dev (Annualized)	7.0
Annualized Returns (%)	7.7

### ASSET ALLOCATION

Equity	39.9%
Fixed Income	37.8%
Cash and cash equivalents	22.3%

The fund employs leverage on the fixed income portion and at the time of reporting has an LTV of 4.6%

### TOP HOLDINGS

EGYPT 5 3/4 05/29/24_	7.2%
INVESTCORP	6.7%
BROPAG 8 1/2 09/24/25	5.3%
ARACEN 5 3/8 11/26/24 _REGS	4.7%
YAHSAT	4.6%

### OBJECTIVE

The Daman High Income Fund seeks to generate income along with achieving medium to long-term capital appreciation, by investing principally in securities of issuers located in, or deriving at least 50% of their revenue from the MENA region, South Asia or Turkey. The Fund may employ leverage, up to a maximum of 50% of the Fund's Net Asset Value, to enhance the returns from time to time.

### STRATEGY

The Fund uses bottom-up fundamental factors when considering equity exposure focusing on companies offering dividend yields above the MENA region, Turkey or the South Asia region's median, as determined by the Discretionary Sub-Investment Manager. These positions will typically have an established history of paying consistent dividends, generate strong free cash flow and trade at attractive valuations.

Fixed Income exposure is taken by a top-down approach and bottom-up approach i.e is driven both by changes in the macro environment factors such as interest rates, inflation, GDPs and fiscal deficits and particularly at a security level. In-depth fundamental research is carried out to understand the credit risk of each individual security and identify mispriced names.

### Fund Performance (% Net of Fees)\*

1 Month	3.4%
3 Months	1.5%
6 Months	6.4%
YTD	11.5%
Since Inception	20.7%

Data shown from inception to 30 March 2022 is for I(Acc) USD, from 30 March 22 to date it is for the B (acc) USD share class

### Performance since Inception



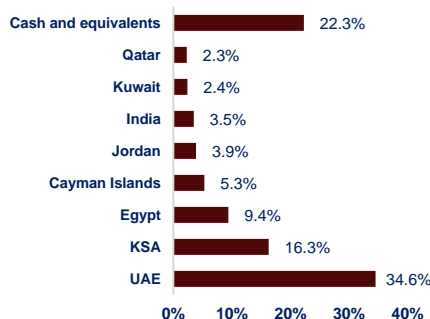
\*The performance data shown is for I (ACC) USD share class to 30 March 2022, which commenced its investment program on 18 May 2021 and then the data for B(ACC) USD share class from 30 March 2022

\*\*The composite performance is used to give an indication of the comparative performance. The composite uses a 50:50 split between S&P Pan Arab Composite Net Total Return Index and S&P Mena Bond TR just for reference

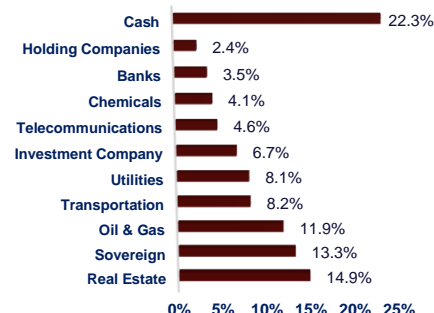
NOTE: The fund employs leverage on the fixed income portion and at the time of reporting has an LTV of 4.59%

Past performance is not an indicator or guarantee of future performance. The value of shares in the fund and income received from it can go down as well as up, and investors may not get back the full amount invested. Performance may also be affected by currency fluctuations of the underlying holdings.

### COUNTRY ALLOCATION



### SECTOR ALLOCATION



# Daman Balanced High Income Fund Factsheet November 2023

## MONTHLY PERFORMANCE DATA

	JAN	FEB	MAR	APR	MAY	JUN	JUL	AUG	SEP	OCT	NOV	DEC	TOTAL
2021*	-	-	-	-	-0.2%	1.2%	0.2%	3.4%	-1.6%	4.3%	-2.3%	2.8%	7.8%
2022	3.6%	1.5%	3.2%	2.9%	-6.1%	-3.7%	1.3%	2.4%	-4.4%	0.7%	0.1%	-0.4%	0.5%
2023	1.2%	0.6%	1.3%	1.9%	0.3%	2.9%	3.9%	-2.0%	0.8%	-2.6%	3.4%		11.5%

\*The fund's inception was 18 May 2021, the performance shown above is for I(acc) USD share class to 30 March 2022, and B(acc) USD share class from 30 March 2022 to date.

Past performance is not an indicator or guarantee of future performance. The value of shares in the fund and income received from it can go down as well as up, and investors may not get back the full amount invested. Performance may also be affected by currency fluctuations of the underlying holdings.

## SHARE CLASS INFORMATION

Share Class	Inception Date	FEES			Type	FUND IDENTIFIERS	
		Management Fee	Redemption Fee	Performance Fee		Bloomberg ID	ISIN
Class I ACC (USD)	05/17/2021	0.5%	NA	15%	Capitalization	DABHIIA KY Equity	KYG264681845
Class A ACC(USD)	-	1.5%	NA	15%	Capitalization	-	KYG264681019
Class A ACC (AED)	-	1.5%	NA	15%	Capitalization	-	KYG264681191
Class A INC(USD)	-	1.5%	NA	15%	Distribution	-	KYG264681274
Class A INC (AED)	-	1.5%	NA	15%	Distribution	-	KYG264681357
Class B INC (USD)	-	1.5%	4% (12months) / 2% (24 months)	15%	Distribution	-	KYG264681431
Class B INC(AED)	-	1.5%	4% (12months) / 2% (24 months)	15%	Distribution	-	KYG264681506
Class B ACC(USD)	03/30/2022	1.5%	4% (12months) / 2% (24 months)	15%	Capitalization	-	KYG264681688
Class B ACC(AED)	-	1.5%	4% (12months) / 2% (24 months)	15%	Capitalization	-	KYG264681761

## INVESTOR PROFILE

The Fund is suitable for low beta investors seeking reoccurring income with a medium to long-term (3-5 years) investment horizon.

## KEY RISK

The Fund may leverage its capital, while leverage presents opportunities for increasing the Fund's total return, it has the effect of potentially increasing losses as well. Accordingly, any event which adversely effects the value of an investment by the Fund would be magnified to the extent the Fund is leveraged.

## INVESTOR SERVICES

Email: [info@daman.ae](mailto:info@daman.ae)  
Tel: +971 4 332 4140  
Website: <https://daman.ae/>  
Location: Level 6, Dubai World Center, Dubai, U.A.E.

## DISCLAIMER

The Fund is an exempted open-ended company with limited liability incorporated in the Cayman Islands. This document has been prepared by Daman Investments PSC at your request and is for private use only. It documents the investment strategies and opportunities identified by Daman Investments PSC and it does not constitute investment advice nor is it intended to be an offer to buy or sell or a solicitation of an offer to buy or sell any investment product(s)/asset class(es) mentioned in this document, nor an incentive to invest. The investment product(s)/asset class(es) described in this document may not be eligible for sale or subscription in all jurisdictions or to certain categories of investors. This document is intended for publication and distribution to the recipient only and may not be passed on or disclose to any other persons. This document is not intended for distribution to a person or within a jurisdiction where such distribution would be restricted or illegal. It is the responsibility of any person in possession of this document to investigate and observe all applicable laws and regulation of the relevant jurisdiction. This document may not be conveyed to or used by a third party without our express consent. Daman Investments PSC is not responsible for any error which may be occasioned at the time of printing of this document. The investment product(s)/asset class(es) described in this document is/are destined to investor(s) who possess sufficient knowledge, based on their own experience, to evaluate the advantages and the risks inherent to such investment product(s)/asset class(es). Prior to making an investment decision, you should conduct such investigation and analysis regarding the investment product(s)/asset class(es) described herein as you deem appropriate and to the extent you deem necessary, obtain independent advice from competent legal, financial, tax, accounting and other professionals, to enable you to understand and recognize fully the legal, financial, tax and other risks arising in respect of such investment product(s)/asset class(es) and the purchase, holding and/or sale thereof. Daman Investments PSC hereby expressly disclaims any obligation, or liability whatsoever, and it shall not be responsible under any circumstances or in any way, irrespective, contractual or non-contractual for any fiduciary responsibility or liability for any consequences, financial or otherwise, or any damages and loss including but not limited to compensations, charges, expenses and /or implications, direct and/ or indirect, incidental, collateral, special or exceptional related to or arising from any reliance placed on the information in this document, failures, errors, interruption, defect, delay and / or the fluctuations of prices, if any, and in any or all transactions, securities, assets, sales assumptions, and proceeds from sales or transactions and actual collections are subject to change of sales prices timing of collections whatsoever, unless a written conclusive official evidence may prove a gross negligence, fraud or willful misconduct on the part of Daman Investments PSC.