

# Allianz Global Artificial Intelligence AE – AT - USD

Monthly Report August 2025

**i** This is a marketing communication. Please refer to the prospectus of the Fund and to the Key Investor Information Document before making any final investment decisions.

## Investment Objective

The primary objective of the fund is to invest at least 98% of NAV into the Master Fund to gain the exposure and ensure that investors will benefit from the expertise and investment decisions made by the Master Fund's manager.

## Master Fund

Allianz Global Artificial Intelligence – AT – USD Fund that invests a minimum of 70% of assets in the shares of international companies that have at least some operations or relations in the area of "artificial intelligence" (intelligence exhibited by machines). Its investment objective is to attain long-term capital growth.

## Key Information

ISIN	AEC01453A247
Bloomberg ticker	ALGAEAT UH Equity
Benchmark	No Benchmark
Fund manager	Daman Investments PSC
Investment advisor	Allianz Global Investors GmbH
Fund administrator	Standard Chartered Bank UAE
Custodian bank	Standard Chartered Bank UAE
Auditor	PricewaterhouseCoopers Limited
Launch date	9/27/2024
Fund net assets	685,081.41 USD
Share class net assets	685,081.41 USD
Financial year end	9/30/
Domicile	AE
Base currency	USD

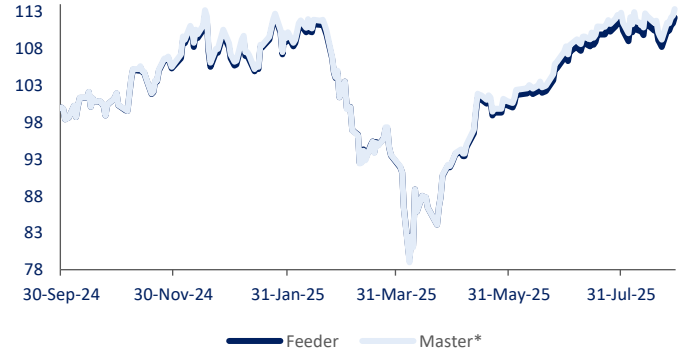
## Opportunities

- +High return potential of stocks in the long run
- + Investments specifically in the artificial intelligence area
- + Currency gains possible
- + Broad diversification across numerous securities
- + Possible extra returns through single security analysis and active management

## Risks

- High volatility of stocks, losses possible. The volatility of fund unit prices may be strongly increased.
- Underperformance of the feeder fund compared to the master fund is possible
- Currency losses possible
- Limited participation in yield potential of single securities
- Success of single security analysis and active management not guaranteed

## Performance



\*Master Fund – Allianz Global Artificial Intelligence Class AT USD

## Risk / Return Ratios

Sharpe ratio	-
Annualized Volatility (%)	26.00%

\*Since inception.

## Fee Structure

TER (%)	2.10%
---------	-------

## Performance\*

	YTD	1M	3M	6M	1Y	Inception
Fund	5.15%	0.36%	11.86%	10.65%	-	12.20%

\*Past performance does not predict future returns. Please note that the performance of the feeder fund reflects the performance of the master fund. For performance details of the master fund, please see page 2 and 3 of this document.

**Disclaimer** This document has been prepared by Daman Investments PSC and is for private use only. The document is for information purpose only and it does not constitute investment advice nor is it intended to be an offer to buy or sell or a solicitation of an offer to buy or sell any investment product(s)/asset class(es) mentioned in this document, nor an incentive to invest. The investment product(s)/asset class(es) described in this document may not be eligible for sale or subscription in all jurisdictions or to certain categories of investors. This document is intended for publication and distribution to the recipient only and may not be passed on or disclose to any other persons. This document is not intended for distribution to a person or within a jurisdiction where such distribution would be restricted or illegal. It is the responsibility of any person in possession of this document to investigate and observe all applicable laws and regulation of the relevant jurisdiction. This document may not be conveyed to or used by a third party without our express consent. Daman Investments PSC is not responsible for any error which may be occasioned at the time of printing of this document. The investment product(s)/asset class(es) described in this document is/are destined to investor(s) who possess sufficient knowledge, based on their own experience, to evaluate the advantages and the risks inherent to such investment product(s)/asset class(es). Prior to making an investment decision, you should conduct such investigation and analysis regarding the investment product(s)/ asset class(es) described herein as you deem appropriate and to the extent you deem necessary, obtain independent advice from competent legal, financial, tax, accounting and other professionals, to enable you to understand and recognize fully the legal, financial, tax and other risks arising in respect of such investment product(s)/asset class(es) and the purchase, holding and/or sale thereof. Daman Investments PSC hereby expressly disclaims any obligation, or liability whatsoever, and it shall not be responsible under any circumstances or in any way, irrespective, contractual or non-contractual for any fiduciary responsibility or liability for any consequences, financial or otherwise, or any damages and loss including but not limited to compensations, charges, expenses and /or implications, direct and/or indirect, incidental, collateral, special or exceptional related to or arising from any reliance placed on the information in this document, failures, errors, interruption, defect, delay and / or the fluctuations of prices, if any, and in any or all transactions, securities, assets, sales assumptions, and proceeds from sales or transactions and actual collections are subject to change of sales prices timing of collections whatsoever, unless a written conclusive official evidence may prove a gross negligence, fraud or willful misconduct on the part of Daman Investments PSC.


Daman Investments PSC ("Daman") is a private joint stock company operating under the regulation, control, and supervision of the Securities & Commodities Authority of the UAE ("SCA"). Daman is licensed and authorised by the SCA- License Number- 301043 for the conduct of the following financial activities: (i) Portfolios Management (Category 2- Dealing in Investment); (ii) Investment Fund Management. (Category 2- Dealing in Investment); and (iii) Promotion (Category 5- Arranging and Advice). The correspondence address for Daman is P.O. Box 9436, Suite 601, 6th Floor, Shiekh Rashid Tower, Dubai World Trade Centre, Dubai, United Arab Emirates. The email address for Daman is cs@daman.ae. Landline number is (04) 332 4140.

ضمان للاستثمار ش.م.خ ("ضمان") هي شركة مساهمة خاصة تعمل تحت تنظيم، رقابة وإشراف هيئة الأوراق المالية والسلع في دولة الإمارات العربية المتحدة ("الهيئة"). ضمان مرخصة وخاضعة للهيئة - رقم الترخيص - 301043 لمزاولة الأنشطة المالية التالية: (أ) إدارة المحافظ (الفئة 2- التعامل في الاستثمار)؛ (ب) إدارة استثمارات صناديق الاستثمار (الفئة 2- التعامل في الاستثمار)؛ و(ج) الترويج (الفئة 5- الترتيب والمثورة).

رقم الهاتف الثابت هو: 332 (04) 4140 cs@daman.ae. عنوان المراسلة الخاص بضمان هو: ص.ب. 9436، جناح 601، الطابق السادس، برج الشيخ راشد، مركز دبي التجاري العالمي، دبي، الإمارات العربية المتحدة. عنوان البريد الإلكتروني لشركة ضمان هو

# Allianz Global Artificial Intelligence - AT – USD (“Master Fund”)

Monthly Report August 2025

 This is a marketing communication. Please refer to the prospectus of the Fund and to the Key Investor Information Document before making any final investment decisions.

## Master Fund

The Master fund invests a minimum of 70% of assets in the shares of international companies that have at least some operations or relations in the area of "artificial intelligence" (intelligence exhibited by machines). Its investment objective is to attain long-term capital growth.

## Key Information

ISIN	LU1548497426
Bloomberg ticker	ALGAATU LX
Benchmark <sup>2</sup>	50% MSCI AC World (ACWI) Total Return Net + 50% MSCI World Information Technology Total Return Net (in USD)
EU SFDR Category <sup>3</sup>	Article 8
Management Company	Allianz Global Investors GmbH, Luxembourg
Investment manager	Voya Investment Management Co. LLC
Custodian bank	State Street Bank International GmbH - Luxembourg branch
Launch date	03/31/2017
Net assets	7,671.05 mn. USD
Share class volume	1,938.42 mn. USD
Financial year end	9/30/
Accumulation on 12/31/2017	0.00 USD
Registered for sale in	AT, BE, BG, BH, BW, CH, CY, CZ, DE, DK, ES, FI, FR, GB, GR, HK, HR, HU, IT, KR, LU, MO, NL, NO, PT, SE, SG, SK, TW
Number of Holdings	52

## Opportunities

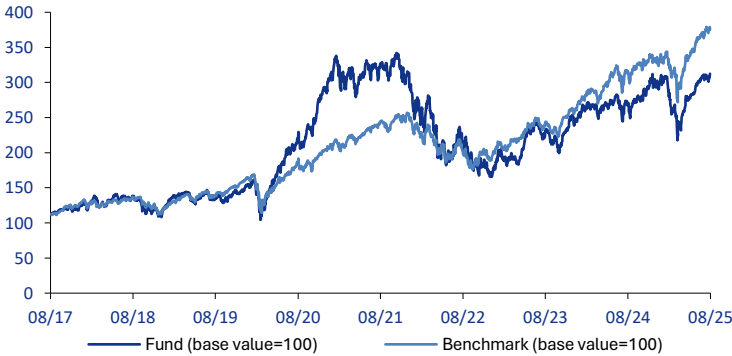
- +High return potential of stocks in the long run
- + Investments specifically in the artificial intelligence area
- + Currency gains possible
- + Broad diversification across numerous securities
- + Possible extra returns through single security analysis and active management

## Risks

- High volatility of stocks, losses possible. The volatility of fund unit prices may be strongly increased.
- Underperformance of the investment theme possible
- Currency losses possible
- Limited participation in yield potential of single securities
- Success of single security analysis and active management not guaranteed

## Performance (USD)

Since Inception<sup>1</sup>



## Risk / Return Ratios

	3 Years	5 Years
Alpha (%)	-9.68	-7.87
Beta	1.01	1.12
Coefficient of correlation	0.76	0.78
Information ratio	-0.67	-0.49
Sharpe ratio <sup>4</sup>	0.39	0.15
Treynor ratio	8.61	3.39
Tracking error (%)	14.50	15.94
Volatility (%) <sup>5</sup>	22.13	25.38

## Performance History (%)<sup>1</sup>

	YTD	1M	3M	6M	1Y	3Y	3Y p.a.	5Y	5Y p.a.
Fund	5.71	0.44	12.35	11.80	16.55	46.74	13.66	40.28	7.01
Benchmark	13.99	1.45	11.35	14.35	18.65	87.53	23.36	100.02	14.89

	S. Inc.	S. Inc. p.a.	2020	2021	2022	2023	2024
Fund	212.41	14.50	100.48	7.94	-45.60	48.92	16.67
Benchmark	274.92	17.01	29.45	24.20	-24.73	37.15	25.10

Past performance does not predict future returns

## Top Holdings (%)<sup>6</sup>

NVIDIA CORP	7.74
BROADCOM INC	6.53
MICROSOFT CORP	5.64
APPLE INC	4.57
ORACLE CORP	3.85
TAIWAN SEMICONDUCTOR-SP ADR	3.32
META PLATFORMS INC-CLASS A	3.13
JPMORGAN CHASE & CO	3.10
CELESTICA INC	3.08
CATERPILLAR INC	3.05
<b>Total</b>	<b>44.02</b>

**Disclaimer** This document has been prepared by Daman Investments PSC and is for private use only. The document is for information purpose only and it does not constitute investment advice nor is it intended to be an offer to buy or sell or a solicitation of an offer to buy or sell any investment product(s)/asset class(es) mentioned in this document, nor an incentive to invest. The investment product(s)/asset class(es) described in this document may not be eligible for sale or subscription in all jurisdictions or to certain categories of investors. This document is intended for publication and distribution to the recipient only and may not be passed on or disclose to any other persons. This document is not intended for distribution to a person or within a jurisdiction where such distribution would be restricted or illegal. It is the responsibility of any person in possession of this document to investigate and observe all applicable laws and regulation of the relevant jurisdiction. This document may not be conveyed to or used by a third party without our express consent. Daman Investments PSC is not responsible for any error which may be occasioned at the time of printing of this document. The investment product(s)/asset class(es) described in this document is/are destined to investor(s) who possess sufficient knowledge, based on their own experience, to evaluate the advantages and the risks inherent to such investment product(s)/asset class(es). Prior to making an investment decision, you should conduct such investigation and analysis regarding the investment product(s)/ asset class(es) described herein as you deem appropriate and to the extent you deem necessary, obtain independent advice from competent legal, financial, tax, accounting and other professionals, to enable you to understand and recognize fully the legal, financial, tax and other risks arising in respect of such investment product(s)/asset class(es) and the purchase, holding and/or sale thereof. Daman Investments PSC hereby expressly disclaims any obligation, or liability whatsoever, and it shall not be responsible under any circumstances or in any way, irrespective, contractual or non-contractual for any fiduciary responsibility or liability for any consequences, financial or otherwise, or any damages and loss including but not limited to compensations, charges, expenses and /or implications, direct and/or indirect, incidental, collateral, special or exceptional related to or arising from any reliance placed on the information in this document, failures, errors, interruption, defect, delay and / or the fluctuations of prices, if any, and in any or all transactions, securities, assets, sales assumptions, and proceeds from sales or transactions and actual collections are subject to change of sales prices timing of collections whatsoever, unless a written conclusive official evidence may prove a gross negligence, fraud or wilful misconduct on the part of Daman Investments PSC.

Daman Investments PSC (“Daman”) is a private joint stock company operating under the regulation, control, and supervision of the Securities & Commodities Authority of the UAE (“SCA”). Daman is licensed and authorised by the SCA- License Number- 301043 for the conduct of the following financial activities: (i) Portfolios Management (Category 2- Dealing in Investment); (ii) Investment Fund Management. (Category 2- Dealing in Investment); and (iii) Promotion (Category 5- Arranging and Advice).


The correspondence address for Daman is P.O. Box 9436, Suite 601, 6th Floor, Shiekh Rashid Tower, Dubai World Trade Centre, Dubai, United Arab Emirates. The email address for Daman is cs@daman.ae. Landline number is (04) 332 4140.

ضمنان للاستثمار ش.م.خ ("ضمنان") هي شركة مساهمة خاصة تعمل تحت تنظيم ، رقابة وإشراف هيئة الأوراق المالية والسلع في دولة الإمارات العربية المتحدة ("الهيئة"). ضمنان مرخصة وخاضعة للهيئة - رقم الترخيص - 301043 لمزاولة الأنشطة المالية التالية: (أ) إدارة المحافظ (الفئة 2- التعامل في الاستثمار)؛ (ب) إدارة استثمارات صناديق الاستثمار (الفئة 2- التعامل في الاستثمار)؛ و(ج) الترويج (الفئة 5- الترتيب والمشورة).

رقم الهاتف الثابت هو: (04) 332 4140 cs@daman.ae. عنوان المراسلة الخاص بضمنان هو: ص.ب. 9436، جناح 601، الطابق السادس، برج الشيخ راشد، مركز دبي التجاري العالمي، دبي، الإمارات العربية المتحدة. عنوان البريد الإلكتروني لشركة ضمنان هو

# Allianz Global Artificial Intelligence - AT – USD (“Master Fund”)

Monthly Report August 2025

 This is a marketing communication. Please refer to the prospectus of the Fund and to the Key Investor Information Document before making any final investment decisions.

If the currency in which the past performance is displayed differs from the currency of the country in which the investor resides, then the investor should be aware that due to the exchange rate fluctuations the performance shown may be higher or lower if converted into the investor’s local currency.

- 1 ) Calculated at the net asset value, excl. front-end load, distributions reinvested. Calculation according to method as defined by BVI, the German Fund Companies Association. Any front-end loads reduce the capital employed and the performance.
- 2 ) Benchmark history: until 31/12/2017 MSCI World Information Technology Total Return Net (in USD)
- 3 ) This fund has been classified as an Article 8 under SFDR: EU Sustainable Finance Disclosure Regulation. Information accurate at time of publishing. Investors should take into account all the characteristics and/ or objectives of the fund as described in its prospectus and Key Investor Document ([regulatory.allianzgi.com](https://regulatory.allianzgi.com)).
- 4 ) The Sharpe ratio states the relationship between the return generated by the fund and the investment risk. The fund's excess return versus the risk-free market rate is compared to volatility. Negative values are not meaningful.
- 5 ) Volatility measures the fluctuation range of the fund's performance over a specified period of time.
- 6 ) Securities mentioned in this document are for illustrative purposes only and do not constitute a recommendation or solicitation to buy or sell any particular security. These securities will not necessarily be comprised in the portfolio by the time this document is disclosed or at any other subsequent date.